



# SOUTHWESTER

The Southwest Chapter—Antique & Classic Boat Society newsletter serving Arkansas, New Mexico, Oklahoma, and Texas

Summer  
2013

## *The President's Message*

**It's been a pretty reasonable summer as far as the weather goes. Now we just need more rain...so what else is new!**

**The *Keels and Wheels* had a record attendance. It's been a while since we wore our wind breakers the first of May. The cold front also dropped the water level in Clear Lake, which presented a challenge for launching boats.**

**The best time of the year is coming up; fall boat shows, festivals and football. The WBA is planning their annual Ride & Show on Lake Ray Hubbard, September 27-29th at Bella Harbor in Rockwall. Following the Dallas Show will be the Lake LBJ Antique Boating Event October 18-20th. Both shows feature dinners on Friday and Saturday nights. There will also be plenty of boating so come join us.**

***See you this fall.***



# A “POOR MAN’S BOWLINE” by Wayne Elliott

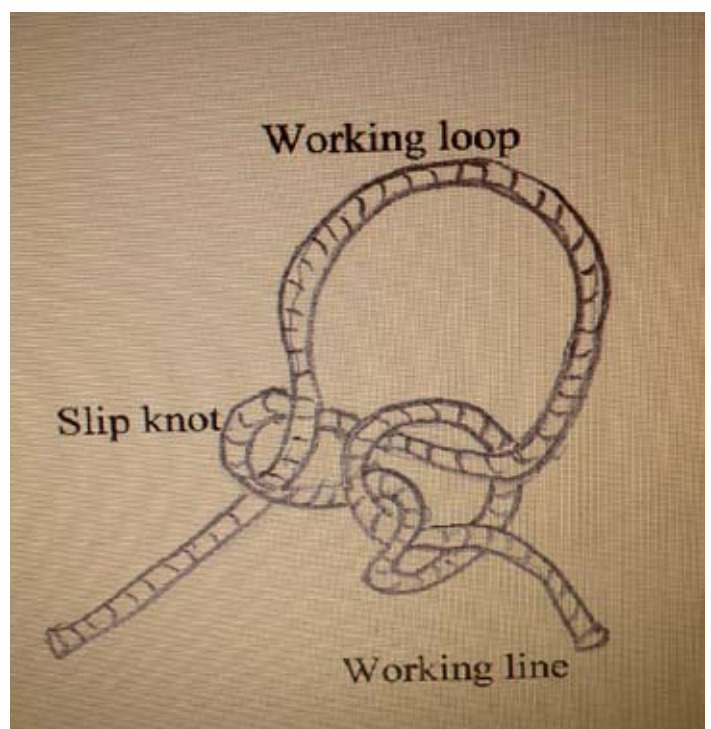
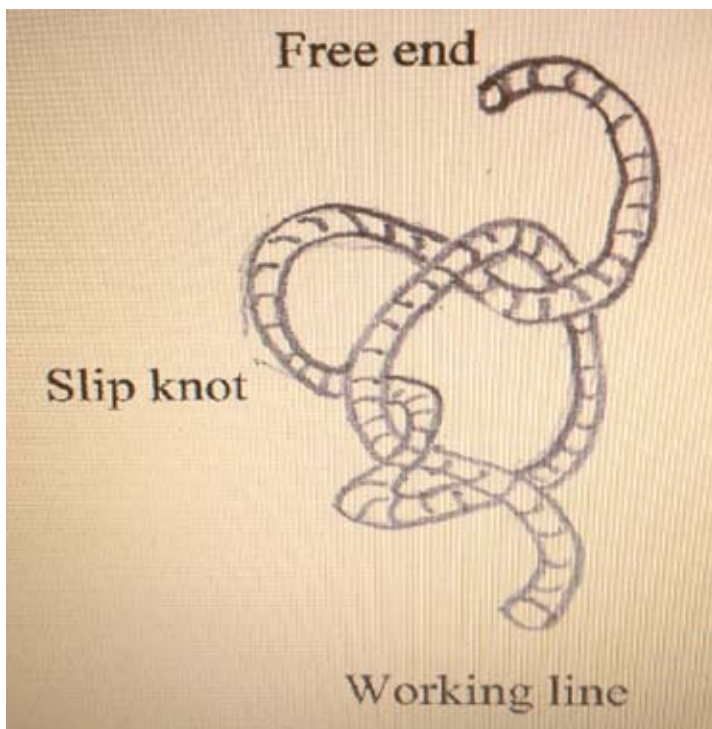
I have dutifully memorized and practiced tying bowlines since my days as a pink-cheeked Boy Scout. Seems like forgetting the “rabbit goes over, around and through the hole”, usually occurs in the presence of experienced boaters while tripping over a cleat further emphasizes my ineptness. The bowline probably antedates the Battle of Lepanto and should be in the repertoire of anyone afloat.

I came across what I have named the “poor man’s bowline” while wading through a Canadian book of knots. Since that epiphany I have achieved total calm when attaching tow lines and applying tie downs to loads.

**Method:** Tie a quick slip knot; stick the free end of the line into the slip knot - tighten until the slip knot grabs the rope. Just remember to allow a good length of “free end” to protrude through the slip knot - as the slip knot tightens - a small length will slip back before finally tightening.



The knot routinely yields a nice non slipping, non tightening loop which has the redeeming feature of all good knots: it is easy to untie. Free end Working loop Slip knot Working line Working line





# Keels and Wheels pictoral

## part 1







K&W








**K  
&  
W**







# Keels and Wheels





# **A Short Story from Keels and Wheels** by R Black

**There have been a lot of stories come out of the Keels and Wheels over the years, and 2013 was no different. Here's one such story of a great guy and a beautiful boat.**

**Raymond Balsam has been long time exhibitor with his 1964 Helton "Memories". This year was the first time in recent memory (no pun intended!) that "Memories" wouldn't start. Raymond started pulling out his tricks. He even resorted to talking to her- "come on baby--- don't make me take your cowling off".**

**Several members of the launch crew asked about the gas. Ray's answer - maybe only some of the gas was new. Raymond continued with his now comical -"come on Baby, come on baby". But then ... there was a sputter. Then several sputters. It was running. Raymond pulled away from the dock and, of course, it dies. Now he's adrift. Luckily it starts again and they (Ray and his mistress "Memories") make it to the slip.**

**Raymond can relax --- except for the rising water in the bilge. Bill Nalle springs into action with a manual bilge pump. Thinking maybe it will seal itself (the river of Denial!), but of course outboards don't usually leak like this . Bill suggests putting the boat back on the trailer- if the**



Geez,  
Lousie!  
Look at  
the size  
of that  
Johnson!!!

**engine will run. He volunteers to ride with Raymond back to the ramp. I volunteer to go get his truck and trailer. Raymond pauses—"there is just one thing about the truck." I had some work done on it and the shifter is off." OK I think--it's an Aggies's truck. Raymond continues " Park is Reverse, Reverse is Neutral, Neutral is Drive." I'm wondering if I'll remember this when I get to the ramp with the trailer in the water. The plan works-the engine runs and Bill keeps bailing. We place the boat and trailer on display in the exhibit area.**

**Raymond's expectations for a trophy are low. He won't get the 10pt. bonus for "in the water boats," that several others will get. But Memories wins a trophy anyway. Johnny Football scores. It was all worth it.**

# “Memories” and her transom replacement.



## Transom Replacement



# Calendar of Events...Fall 2013

## September...WBA 9/27-9/28

The Hilton Bella Harbor will again be the location of the WBA's annual Ride 'n Show, slated for September 27-28, 2013 on the shores of Lake Ray Hubbard. The City of Rockwall docks will provide a high-quality venue for our display of antique and classic boats. The schedule will include our usual dining and revelry, in addition to a Sunday morning ride on the lake. Please make every effort to attend!

<http://www.woodenboatassociation.com/Bilge%20Pump/Bilgepump0713.html>



## October...ACBS 10/18-10/20

Austin/Hillcountry...Our annual Chapter bash at the beautiful (and constant level!) Lake LBJ. Expect the Friday Colorado River Cruise, a Friday night dinner and gathering of friends at a waterfront residence, an informal Saturday lunch and messing about in boats at Lake LBJ Resort and Marina, and Saturday night dinner/get together at the River-City Grill. Centered in and around luxurious Horseshoe Bay and Lake LBJ Resort and Marina, its always a fabulous time.

The weekend of festivities is usually capped by the Sunday Morning donut run to Jim Frechette's waterfront home and docks. Contact a chapter officer for details.

Reservations for  
LBJ Resort&Marina:  
325.388.9393  
LakeLBJfun.com  
*Hurry!!!*

